


## Haiku - Application Setup for Android

This tip sheet is for Epic users granted access to Epic's mobile application. Haiku is Epic's mobile application for Android®, Apple iPhone®, or iPod® Touch devices. Use this tip sheet to step through the application setup on your Android mobile device.

### Try It Out

You receive an email notification that security has been granted to use Haiku.

1. Install Haiku by downloading the application from the Google Play store.



To find the application, search for "Epic Haiku". You can find it in the Medical category.

2. **From the device**, open the email notification. Click on the link in the email or enter the following link in the web browser. This link will attempt to auto configure Haiku settings on your mobile device.

<https://mobileproxy.sjhsyr.org/mobileEconfig/config.html>

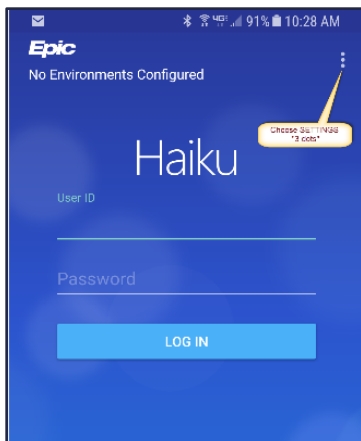
3. Click on **Configure Haiku** on your mobile device.
4. Use your hyperspace login credentials to log into Haiku.

### You Can Also...

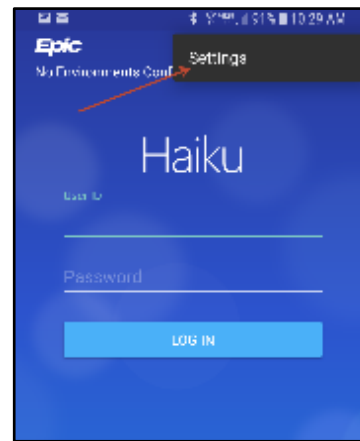
**Manually configure application for Android users. Use if you have a new device, deleted the app and need to configure, or when auto configuration is blocked by your mobile device.**

1. Install Epic Haiku application with a download from the Google Play Store (see step 1 above).
2. Launch the application from the home screen.

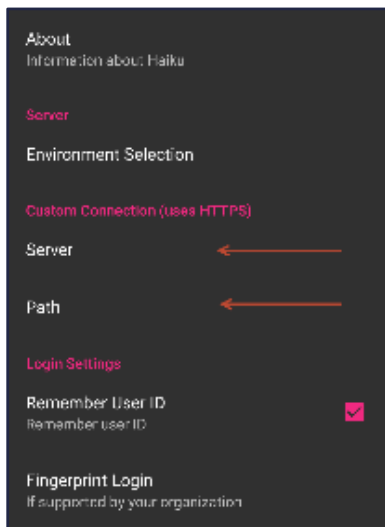
- Click on **settings** “three vertical dots” in upper right corner (see image below).



- Then click on the **settings** menu that appears (see image below).

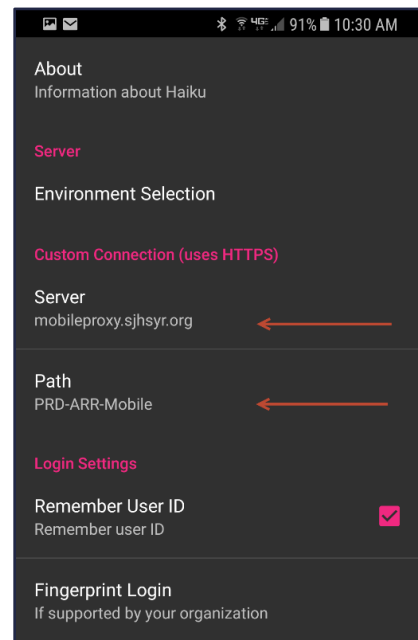


Next, you will see the screen below. Follow steps 5-10 to manually configure settings.



- Click on **Server**.
- Enter **mobileproxy.sjhsyr.org** in the server information field.
- Click **OK** to save server information.
- Click on **Path**.
- Enter **PRD-ARR-Mobile** in the path information field.
- Click **OK** to save path information.

Once completed the screen should look like the screen below.



- Use the back arrow at the bottom of the screen to return to the Haiku login screen.
- Use your hyperspace login credentials to log into Haiku

Document Control Tracking Annual Review / Revisions as needed		
Creation Revision Review Date	Creation Revision Review Author	Record Content Revised or if Review Only
9/7/17	Jodi Jones	Created tip sheet
9/13/17	Susan Frawley	Reviewed